

## Notes for Grafting Workshop, Mid Klamath Foodsheds

Propagation of Temperate-Zone Fruit Plants, Hartman & Beutel, Division of Agriculture and Natural Resources, University of California, Leaflet 21103, (800)994-8849 - a Excellent pamphlet on propagating fruit trees.

Victorinox Grafting Knives – AM Leonard (800)-543-8955 part number 474V, about 20 bucks

Rootstocks – Lawyer Nursery, [www.lawyernursery.com](http://www.lawyernursery.com) 800-551-9875

### SUPPLIES

Harmony farm Supply & Nursery, PO Box 460, Graton CA 95444, (707) 823-9125 - Good Info on Irrigation

Peaceful Valley Farm Supply, PO Box 2209, Grass Valley CA, 95945, 1-888-784-1722 [www.groworganic.com](http://www.groworganic.com) Great Info on the latest In organic soil management, pest management, cover crops, composting etc.

### FRUIT EXPLORING

North American Fruit Explorers (NAFEX) An International network of fruit enthusiasts, amateur and professional, dedicated to the cultivation of all kinds of old & new fruit and nut varieties. The quarterly journal presents a wide range of articles and information, mostly personal experience, all contributions by members. Member ship is cheap and very worthwhile, including newsletter, access to variety testing panels, a lending library and a scion & seed exchange. NAFEX 10 South 055 Madison St. Hinsdale Illinois, 60521.

### VARIETY SELECTION & INFORMATION

Fruit, Berry & Nut Inventory, Kent Whealy, Seed Saver's Exchange. An inventory of nursery catalogues listing all fruit, berry & nut varieties available in North America. Updated periodically, great bedtime reading.

Cornucopia, a Sourcebook of Edible Plants, Stephen Facciola, Kampong Publications, Vista CA,. Similar to Fruit, Nut & Berry Inventory, but includes annuals and others, Layout makes accessing information somewhat awkward, not updated as frequently as Fruit, Nut & Berry Inventory, but does contain more listings.

### ROOTSTOCKS - SOURCES

Carlton Plants, PO Box 398, Dayton, OR, 97114, (800) 398-8733 - Rooted cuttings of Apple, Pear, Plum & Cherry rootstock. I have found their quality to be consistent.

Lawyer Nursery Inc., 950 Highway West, Plains, Montana, (800) 551-9875. Wide selection of clonal & seedling rootstock. Quality Is Inconsistent.

### PROPAGATION

Plant Propagation, Principle & Practices, Hartman, Kester & Davies, regents/Prentice Hall, Englewood Cliffs NJ. The bible of plant propagation, everything you'd ever want to know about the explicit information on techniques as well as physiology of plant propagation; a pricey textbook, though a very worthwhile investment for any avid plant husbander.

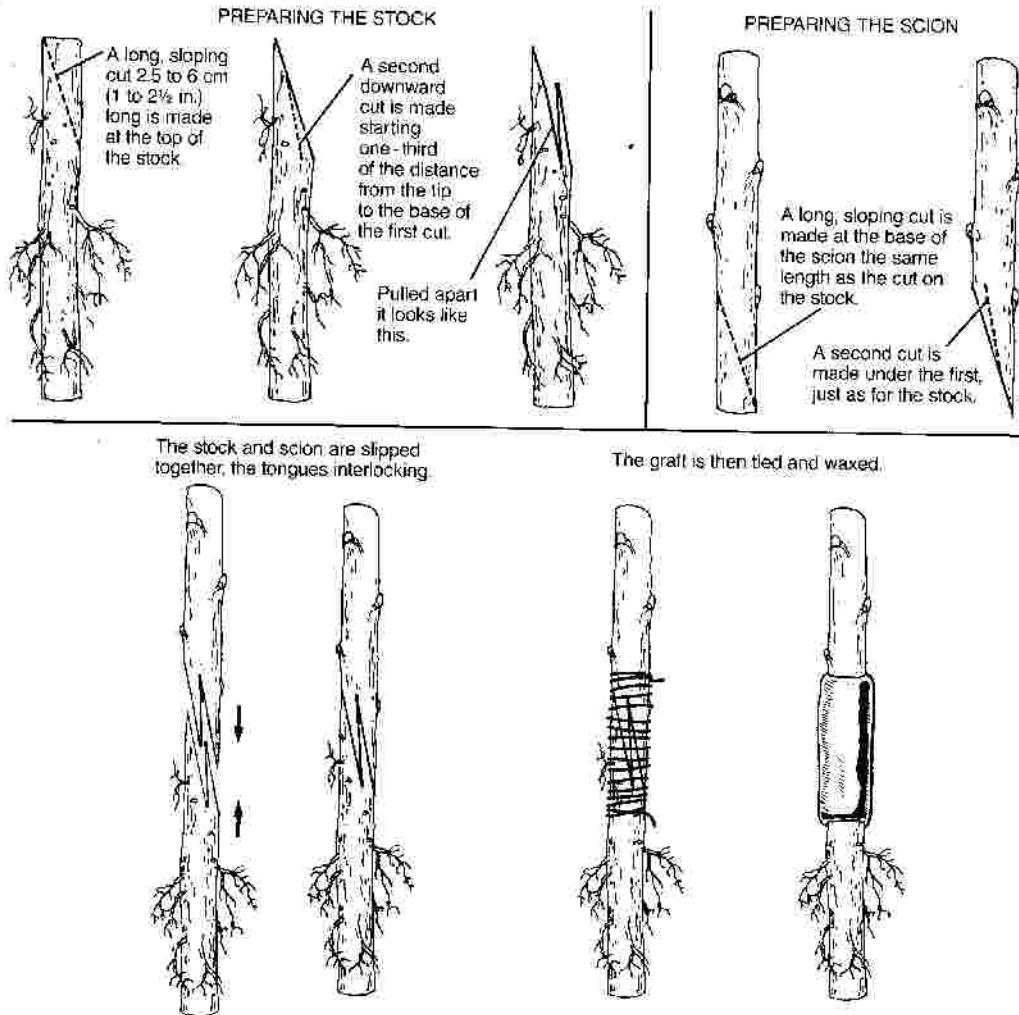
Practical Woody Plant Propagation for Nursery Growers, Bruce Macdonald Timber Press, Portland Oregon - Extremely concise and detailed Information on woody plant propagation. Less theory and more specifics than Hartman & Kester's Plant Propagation , Principles and Practices. Stresses ornamentals, but lots of good on fruits and nuts as well. Unfortunately it's organized by technique rather than species, but still incredibly useful.

### CARE & PLANTING

Designing & Maintaining Your Edible Landscape Naturally, Robert Kourick, Edible Lansdcaping Project, PO Box 1841 Santa Rosa CA (707) 874-2606. Contains a wealth of information on garden design, tree crops, pest control & soil health. Tree crop information is extensive, with lots of tables on variety selection, rootstocks, pollination, planting, pruning & care. Highly recommended.

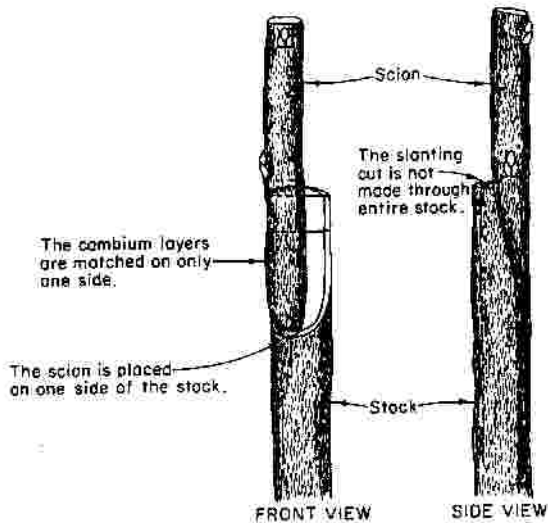
Sunset Pruning Handbook, Sunset Publishing Corporation, Menlo Park. Primarily dedicated to ornamentals, but lots of good, solid info on fruit & nut trees, presented in encyclopedic format; older editions tend to be just as good and can be had for cheap in used book stores.

**THE WHIP GRAFT**



**FIGURE 12-2** Whip graft. This method is widely used in grafting small plant material and is especially valuable in making root grafts as illustrated here.

Part III / Vegetative Propagation



**FIGURE 12-3** Method of making a whip graft when the scion is considerably smaller than the stock.

# Notes for Grafting Workshop, Mid Klamath Foodsheds

## BARK GRAFT

### PREPARING THE STOCK



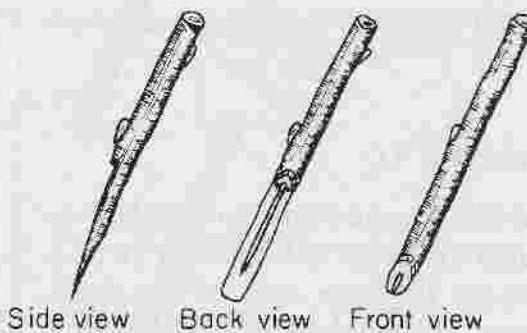
A vertical cut 2.5 to 5 cm (1 to 2 in.) long is made through the bark to the wood.

The bark on both sides of the cut is slightly separated from the wood.



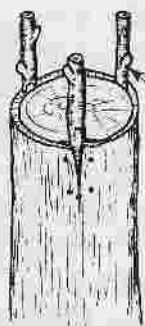
### PREPARING THE SCION

The scion is cut as shown below, a long cut with a shoulder on one side, and a shorter cut on the opposite side.



(This side is placed next to the wood of the stock.)

### INSERTING THE SCIONS INTO THE STOCK



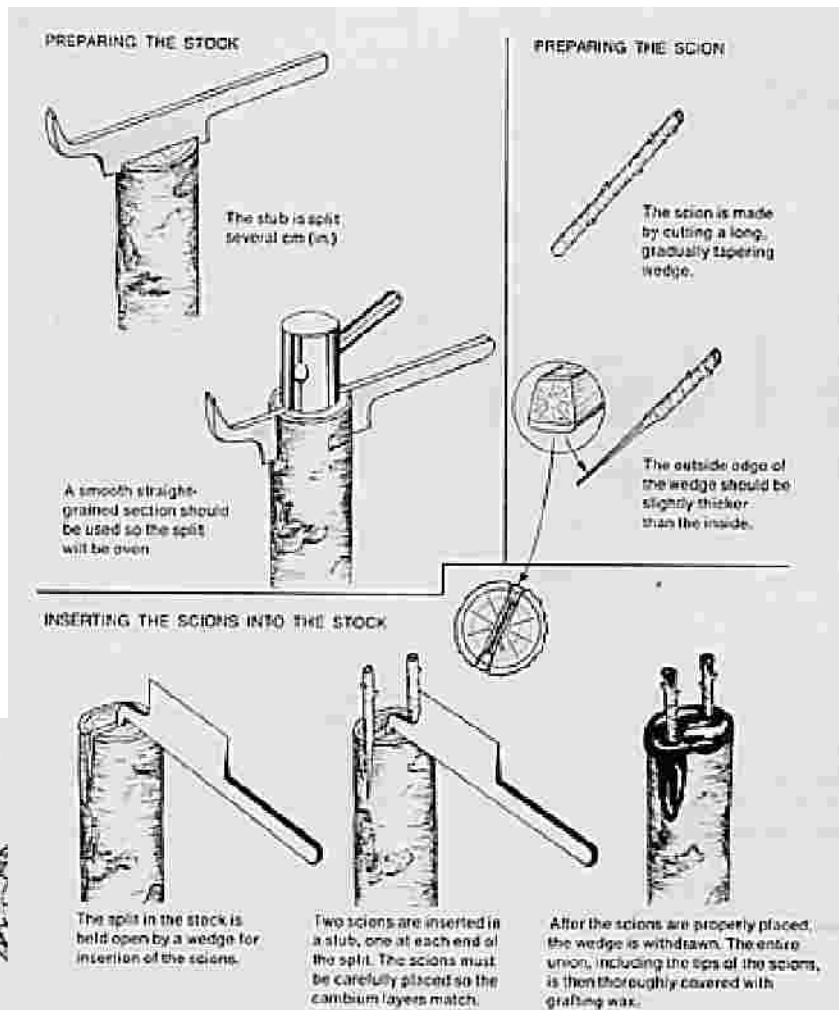
The scions are pushed downward between the bark and the wood just under each cut. They are nailed in place, as is the bark on each side of the scion.




The grafted stub is then thoroughly waxed.

**FIGURE 12-10** Steps in preparing the bark graft (method 1). In grafting some thick-barked plants the vertical cut in the bark is unnecessary, the scion being inserted between the bark and wood of the stock.

# CLEFT GRAFT



**FIGURE 12-7** Steps in making the cleft graft. This method is very widely used and is quite successful if the scions are inserted so that the cambium layers of stock and scion match properly.



**FIGURE 12-8** In making the cleft graft, the proper placement of the scions is very important. The correct way of doing this is shown on the left. Scions inserted as shown on the right probably would not grow.